

Easter Break

Year 6 Activity Booklet

Hello Year 6,

Firstly, thank you all for working so hard this term! There have been new challenges for all of us over these past few months but we are so impressed with all the work you are doing and everything you have achieved so far this year.

You have definitely earned yourselves a break! However, we know some of you like to have things to keep you busy, so we have put together some fun activities that you may want to try while over the next two weeks.

Stay safe, have fun and we look forward to hearing what you have been up to!

Mrs Dowdall and Miss Wattis ☺

Crack the code

Work out the following maths calculations. Then write the corresponding letter of the alphabet from the table to reveal a secret message.

A	B	C	D	E	F	G	H	I	J	K	L	M
21	13	22	81	4	28	65	56	7	91	18	48	15
N	O	P	Q	R	S	T	U	V	W	X	Y	Z
3	70	0	9	24	12	83	5	6	69	34	72	99

7x8	3x7	96÷16	2 ²	18+3	11+17	35÷7	33÷11	42÷2	1+2	9 ²	3x8

48÷12	60-12	76-55	17x2	63÷9	12÷4	5x13	92-88	11+10	36÷3	25+58

36÷9	4x6	30-17	12x2	40÷10	63÷3	9x2



Secret Message: _____

Spring Hink Pinks!!

Hink Pinks are clues to a silly two word answer that rhymes. For example, “meat stealer” is “beef thief”, and “complimentary oak” is “free tree”.

How many Hink Pinks can you solve?

1) Twin rabbits _____

2) Season ruler _____

3) Daffodil building _____



4) Bunny routine _____

5) Posh Sheep _____

6) Celebration Scoffer _____

7) Holiday place _____

8) Hat poem _____

9) Fast bird _____

10) Eccentric flower _____



Can you think of a Spring Hink Pink of your own?

Create your own Spring acrostic poem!

S

P

R

I

N

G

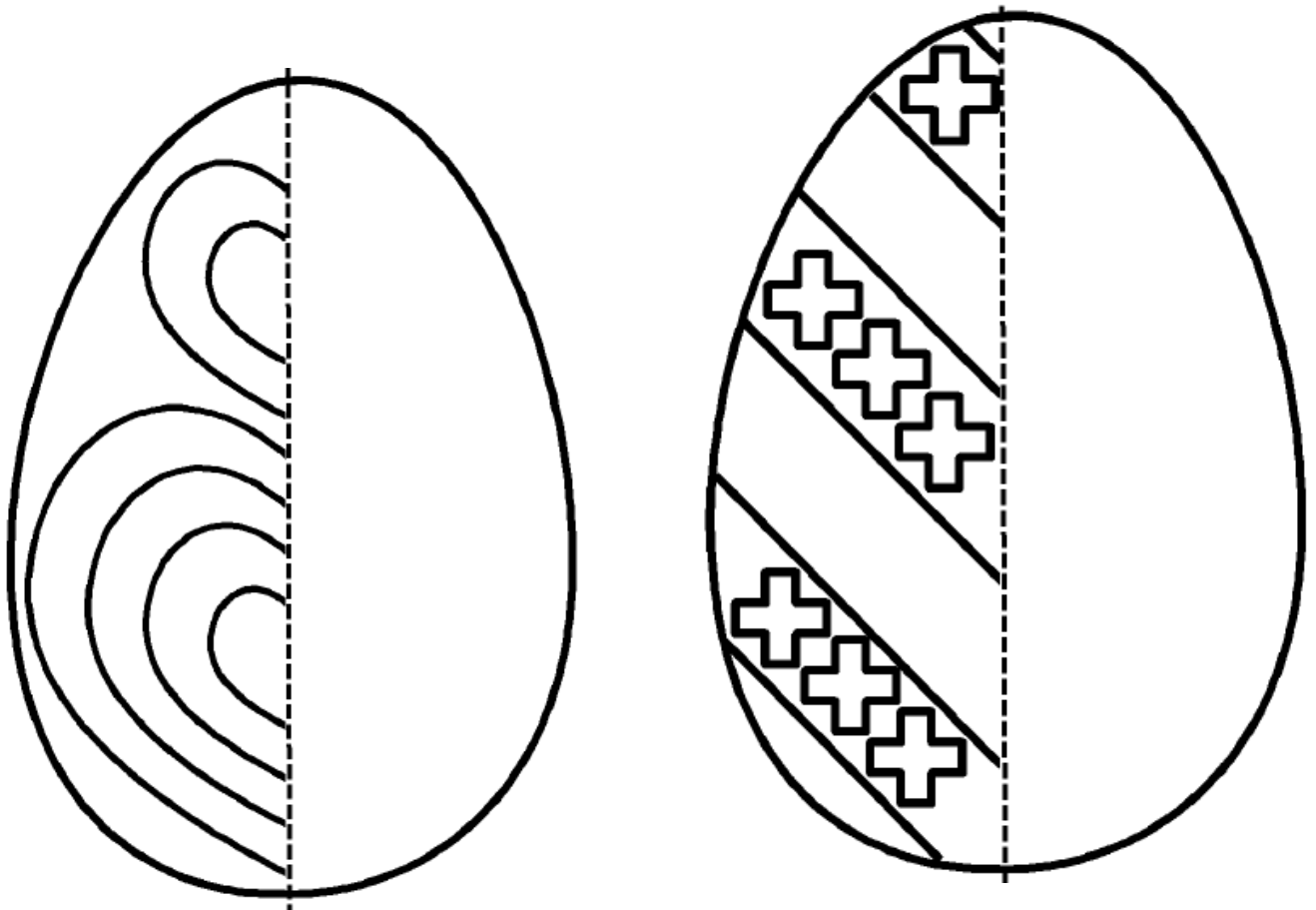
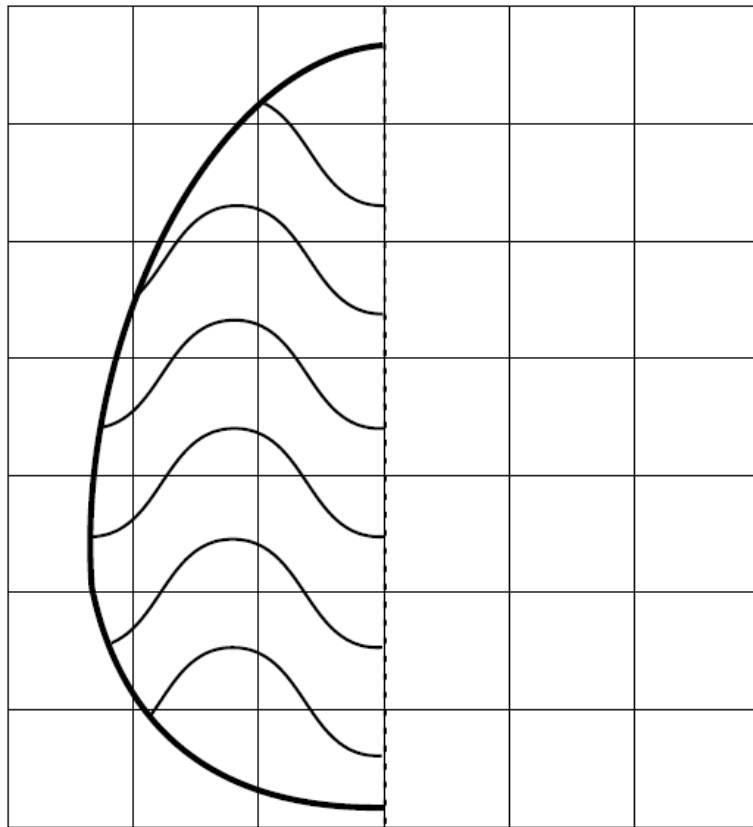


twinkl

www.twinkl.co.uk

Egg-cellent symmetry!

Complete and colour the eggs so that they have a vertical line of symmetry.



Easter Joke Multiplication Code Breaker



To find the punch line to the Easter joke, work out the calculation for each question. Next, use the grid to find the letter that corresponds with each answer and write it in the egg. Then crack the code. The first one has been done for you.

Question: Why do you never see dinosaurs at Easter?




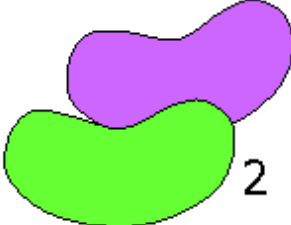
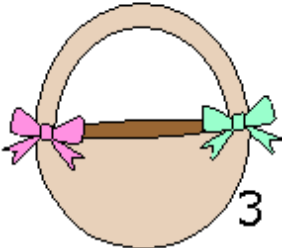


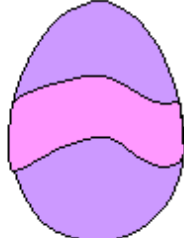
- | | | | | | |
|-------------------|-----------|----------|--------------------|-------|--|
| 1. $3 \times 6 =$ | 18 | T | 9. $3 \times 10 =$ | _____ | |
| 2. $9 \times 8 =$ | _____ | | 10. $5 \times 6 =$ | _____ | |
| 3. $2 \times 8 =$ | _____ | | 11. $7 \times 6 =$ | _____ | |
| 4. $4 \times 7 =$ | _____ | | 12. $9 \times 2 =$ | _____ | |
| 5. $7 \times 8 =$ | _____ | | 13. $8 \times 4 =$ | _____ | |
| 6. $8 \times 3 =$ | _____ | | 14. $3 \times 9 =$ | _____ | |
| 7. $4 \times 4 =$ | _____ | | 15. $9 \times 7 =$ | _____ | |
| 8. $8 \times 2 =$ | _____ | | 16. $3 \times 6 =$ | _____ | |

Answer	16	42	27	28	56	18	32	30	24	72	63
Letter	E	S	N	Y	A	T	I	G	R	H	C

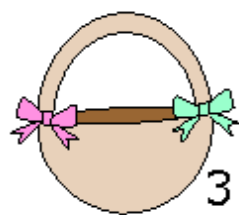
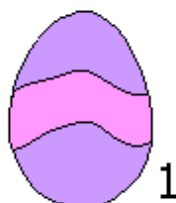
Answer:

_____ - _____ !

Easter Sudoku

 2			 4
	 4	 2	
 3		 4	
	 2		 1

Each row, each column and each of the large four squares should have one of each image. Fill in the blanks!



Reading Comprehension

Read the following passage carefully, then answer the questions on the next page.



DANA'S FLOWER GARDEN



Dana loves flowers. Her favourites are daisies, tulips, and daffodils. Tulips and daffodils come up every spring, and daisies come up later in the summer. These plants are perennials; they come up year after year. Dana loves the spring because she can go to the flower market to buy her annuals. The annuals only last one season, but they add a lot of colour to the garden.



Dana got up Saturday morning very early. She wanted to get to the market early so she would have time to plant everything when she got home. Off she went to Barton's Flower Market. She ran into some friends. "Hi, Dana," they called out to her. "Hi," said Dana with a big smile. "Let's look around together!" Dana and her friends saw pansies, geraniums, periwinkles, and petunias. "Oh, so many pretty flowers!" exclaimed Dana. "I love them all."



Dana decided to buy red and yellow pansies, blue periwinkles, and purple petunias. That will add a lot of colour to my garden, thought Dana. She said good-bye to her friends and went home. Dana happily began planting her new flowers around the tulips and daffodils. Dana was so happy. She loved her flower garden, and she knew she would enjoy it all summer long. Dana had a perfect day.

Reading Comprehension Questions

1. According to the story, Dana liked to
 - a. cook food from the garden
 - b. plant flowers in the garden
 - c. pull weeds from the garden
 - d. none of the above
2. Daffodils and tulips are
 - a. perennials
 - b. annuals
 - c. need to be planted each year.
 - d. none of the above
3. Annuals are flowers that
 - a. come up year after year
 - b. add color
 - c. must be planted each spring
 - d. both b and c.
4. Dana bought
 - a. every flower at the market
 - b. tulips and daffodils
 - c. pansies, petunias, and periwinkles
 - d. none of the above
5. In this story, Dana's mood was
 - a. sad
 - b. surprised
 - c. happy
 - d. all the above

Explain the difference between a perennial and an annual.

Hungry Bunnies

These greedy rabbits have eaten some of the digits from these calculations.

Can you work out what they should be? Write your answers in the box provided.

The worksheet contains 15 arithmetic problems with missing digits represented by grey boxes. The problems are arranged in a grid with illustrations of rabbits and rocks. The rabbits have eaten some of the digits in the calculations.


Problems:

- $$\begin{array}{r} 51 \\ + \square 1 \\ \hline 10\square \end{array}$$
- $$\begin{array}{r} 9 \\ \times 6 \\ \hline 5\square \end{array}$$
- $$\begin{array}{r} 9\square \\ - 62 \\ \hline \square 5 \end{array}$$
- $$\begin{array}{r} 3 \\ \times \square \\ \hline 18 \end{array}$$
- $$\begin{array}{r} \square 2 \\ \times 12 \\ \hline \square \end{array}$$
- $$\begin{array}{r} \square 5 \\ + 6\square \\ \hline 162 \end{array}$$
- $$\begin{array}{r} 1\square 6 \\ - 34 \\ \hline 7\square \end{array}$$
- $$\begin{array}{r} \square 6 \\ \times 5 \\ \hline 54 \end{array}$$
- $$\begin{array}{r} 7\square \\ + 18 \\ \hline \square 2 \end{array}$$
- $$\begin{array}{r} 18\square \\ - \square 5 \\ \hline 97 \end{array}$$
- $$\begin{array}{r} 97 \\ + \square 5 \\ \hline 13\square \end{array}$$
- $$\begin{array}{r} 9\square \\ + \square 7 \\ \hline 119 \end{array}$$
- $$\begin{array}{r} 1\square 7 \\ - 65 \\ \hline 5\square \end{array}$$
- $$\begin{array}{r} 8 \\ \times \square \\ \hline 24 \end{array}$$
- $$\begin{array}{r} 3 \\ \times \square \\ \hline 6 \end{array}$$
- $$\begin{array}{r} 2 \\ \times 4 \\ \hline \square \end{array}$$
- $$\begin{array}{r} 7\square \\ + 35 \\ \hline 1\square 2 \end{array}$$
- $$\begin{array}{r} \square 6 \\ \times 9 \\ \hline 5\square \end{array}$$
- $$\begin{array}{r} \square 5 \\ + 2\square \\ \hline 60 \end{array}$$
- $$\begin{array}{r} \square 6 \\ \times 48 \\ \hline \square \end{array}$$
- $$\begin{array}{r} 1\square 6 \\ - 32 \\ \hline 9\square \end{array}$$

A cartoon illustration of a young boy with blonde hair sleeping peacefully on a bed with a blue and white striped pillow. A white dog with a red collar is curled up next to him. Above the boy's head is a thought bubble showing a pirate in a blue coat and black hat riding a white horse. The pirate is holding a red flag and a sword. In the background of the thought bubble is a small house with a red roof and a white picket fence. A large red 'X' is drawn over the ground in the thought bubble.



*Use the pictures above to create your own short story, Artie's April Adventure.
Make sure your story has a beginning, middle and end.*



Easter Jokes

Can you match the joke with the correct answer?

How does the Easter Bunny stay fit?

What kind of music do bunnies like?

Why did the Easter egg hide?

Why shouldn't you tell an Easter egg a joke?

How does Easter end?

What's yellow, has long ears, and grows on trees?

How can you tell where the Easter Bunny has been?

How did the Easter Bunny rate the Easter parade?

What kinds of books do bunnies like?

Why did the Easter Bunny cross the road?

Hip Hop!

It might crack up!

With the letter R!

Eggs (X) marks the spot!

Ones with hoppy endings!

EGG-xercise!

To prove he wasn't chicken!

He was a little chicken!

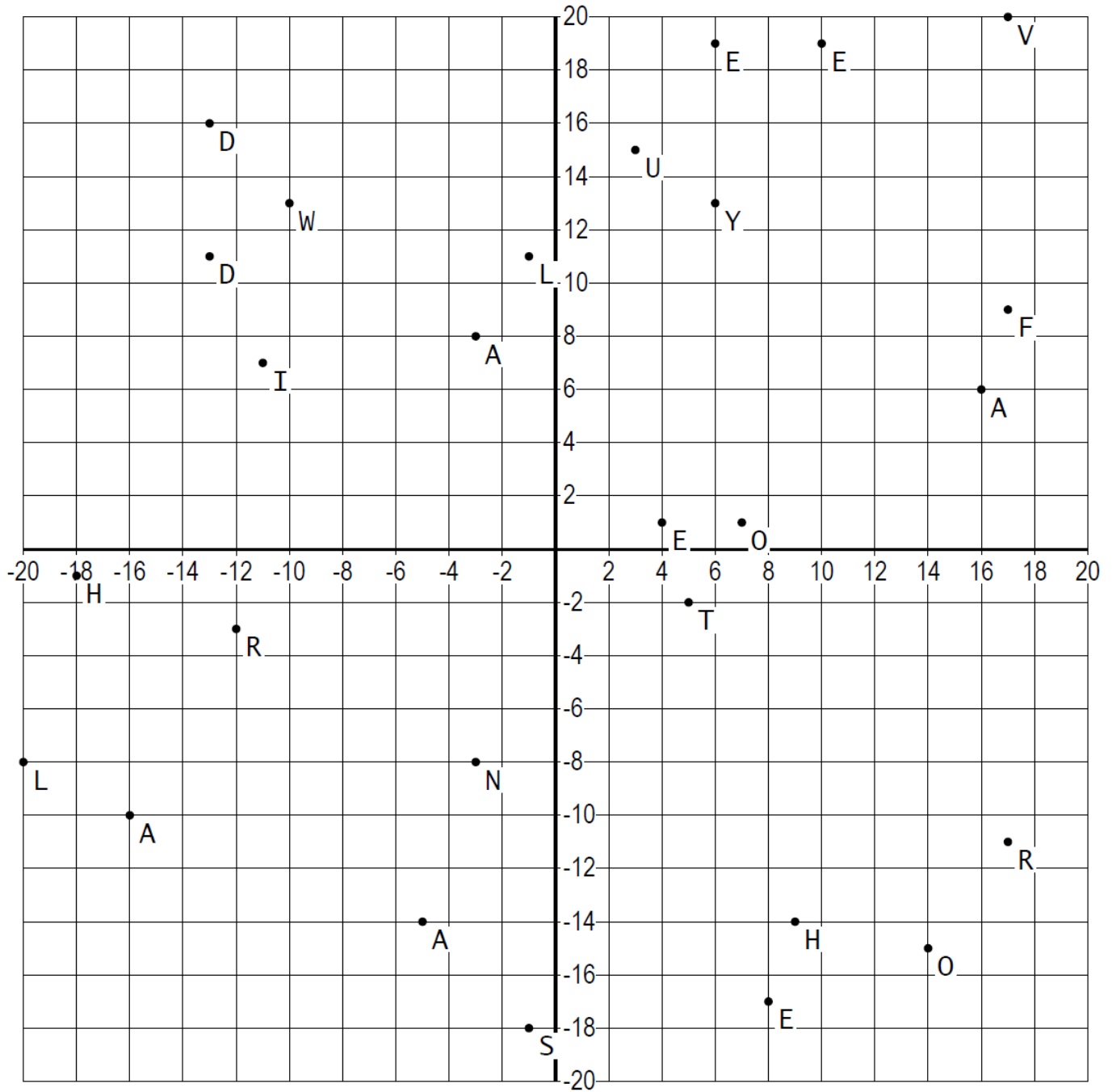
He said it was eggs-cellent!

The Easter Bunana!

Coordinate Code



Fill in the boxes with the letters of the points identified by each pair of coordinates. When you have them all filled in, they will reveal a secret message!



<input type="text"/>	<input type="text"/>	<input type="text"/>	<input type="text"/>	<input type="text"/>	<input type="text"/>	<input type="text"/>	<input type="text"/>	<input type="text"/>	<input type="text"/>	<input type="text"/>	<input type="text"/>	<input type="text"/>
$(-18, -1)$	$(-5, -14)$	$(17, 20)$	$(8, -17)$	$(-16, -10)$	$(-10, 13)$	$(7, 1)$	$(-3, -8)$	$(-13, 11)$	$(4, 1)$	$(-12, -3)$	$(17, 9)$	$(3, 15)$
<input type="text"/>	<input type="text"/>	<input type="text"/>	<input type="text"/>	<input type="text"/>	<input type="text"/>	<input type="text"/>	<input type="text"/>	<input type="text"/>	<input type="text"/>	<input type="text"/>	<input type="text"/>	<input type="text"/>
$(6, 19)$	$(16, 6)$	$(-1, -18)$	$(5, -2)$	$(10, 19)$	$(17, -11)$	$(9, -14)$	$(14, -15)$	$(-1, 11)$	$(-11, 7)$	$(-13, 16)$	$(-3, 8)$	$(6, 13)$

100 Things to do indoors

www.spreadthehappiness.co.uk



1. Make non-cook playdough, then have a Dough Disco
2. Paint our families' portrait
3. Write and make a book
4. Draw flowers or the fruit bowl
5. Learn some laughter yoga
www.roberttrivest.com
6. Finger paint
7. Make a band from kitchen pots and pans
8. Footprint paint
9. Have a dance alarm every 30 minutes
10. Have a karaoke
11. Send a video message to family and friends to get them busy
12. Have a birthday party for a pet or cuddly toy
13. Have an indoor picnic
14. Discover your favourite story and share it together
15. Order books alphabetically
16. Have an indoor treasure hunt
17. Dress up in adult shoes
18. Find a fairy door in your house or garden
19. Do the Hokey Cokey
20. Take a selfie through a toilet roll tube and pretend you are on the moon



21. Make cards for everyone at home
22. Get some sheets to flap and pretend they are the waves and jump in
23. Make cakes
24. Get material or cardboard and make mermaid or merman's tails
25. Get all the chairs together and make a bus, play conductors and drivers
26. Make a camp in your bed
27. Make a dark den and use a torch
28. Write a letter to a neighbour or friend
29. Colour in a colouring book or draw a picture
30. Make wool or string hair over a chair
31. Have a pamper day
32. Have a scrunched up paper fight (from recycling)
33. Make ice lollies with cordial and water
34. Make sandwiches in strange shapes
35. Make a pretend car from boxes/furniture
36. Learn a rhyme or poem
37. Make paper aeroplanes
38. Have a pirate adventure, make boats from boxes or furniture
39. Blow bubbles and catch them
40. Make a number frieze for the wall, decorate



41. Read Pirate George series available on Kindle
42. Make a papier mache sculpture over a balloon
43. Keep a balloon up in the air game
44. Play a board game
45. Play hide and seek
46. Play dominoes
47. Learn a card game
48. Make smoothies
49. Perform a puppet show
50. Make shadow puppets
51. Make finger/sock puppets
52. Choreograph a dance or learn a dance routine
53. Have an upside down meals day, lunch for breakfast etc.
54. Learn a sing-along for Spread the Happiness TV
55. Learn to cook something new
56. Learn Brilliant Beast Song on Spread the Happiness TV YouTube Channel
57. Leave happy notes all around the house
58. Make a fitness routine and put your family through their paces
59. Using vegetables, make characters
60. Dance and sing to Knees up Mother Brown



61. Play I spy
62. Open your windows and sing out a song
63. Learn Days of the Week Song
64. Play musical statues
65. Learn a Beatles song
66. Learn a Queen song
67. Make an indoor restaurant and serve your family
68. Have a toy's tea party
69. Roll balls down the stairs
70. Be superheroes with capes
71. Eat cereal with a gigantic spoon
72. Have an ice cream party
73. Enter an online competition to win a prize
74. Vacuum your home
75. Polish your home
76. Fold up sheets
77. Use a sheet as a parachute to fluff up and hide under and play parachute games
78. Make binoculars with toilet rolls and look out the window at the birds
79. Make yoghurt pot telephones
80. Make a junk model rocket as large as you can



81. Create a comedy show
82. Pretend to conduct an orchestra to music
83. Hike up your stairs like it is a mountain, so so high
84. Roll around a large space in your home
85. Hop around like a bunny
86. Learn to play sleeping bunnies
87. Learn and act out 5 Little Monkeys
88. Find as many collections of 10 things in your home as you can
89. Dance in the shower
90. Sing in the shower
91. Squirt shaving foam in your hands
92. Make a scrap book of your favourite things, people
93. Play Jack in the Box in a large cardboard box
94. Have a themed party
95. Stay up late to look at the stars with a night time picnic
96. Play apple bobbing
97. Jump on the bed
98. Bash a pinata
99. Do coin rubbing with paper and crayons
100. Play pass the parcel



www.spreadthehappiness.co.uk