

WELCOME



Reading at Arbury Primary School

Kathy Whiting, Sophie Evans, Laura Townsend,
Rokeya Kabir

1. Overview of ERR (Early Reading Research) including demonstration lesson
2. Home reading, reading diaries, book bags
3. Group reading - Miss Townsend
4. Reading games - Mrs Evans
5. The importance of being read to.. story time....



Background



- ERR stands for Early Reading Research.
- It uses very effective approaches to improving standards in reading/writing/spelling; ensuring all children reach age appropriate standards; preventing the occurrence of reading difficulties.



What does it teach?

It teaches 26 letter sounds, 35 letter combinations (sh, th, ck, wh, ur, ai etc) and 100 high frequency words/vocabulary (+ suffixes and prefixes in Y2)

Use these words and combinations in your writing.

a	m	s	t	i
f	d	r	o	g
l	h	u	c	b
n	k	v	e	p
w	j	y	x	q
z				

First 16 words

a	in	of	to
and	is	that	was
he	it	the	went
I	my	then	with

Next 24 words

am	are	at	come
for	had	has	have
her	his	little	me
one	out	saw	see
she	some	there	they
this	we	when	go

Last 60 words


about	could	make	take
after	did	new	their
all	do	next	then
an	down	not	three
as	from	now	time
away	get	off	today
back	got	old	too
be	here	on	two
up	him	once	because
big	into	other	us
but	last	our	very
by	like	over	were
call	live	put	what
came	look	said	will
can	made	so	you

Letter combinations

ck	th	er	ing	sh	wh	qu	ar
ea	oo	ee	ai	ch	or	ay	igh
ur	oa	au	ou	aw	ir	kn	oi
ph	ey	oy	ew	air	ear	oor	Modifying e
zz	ff	ll	ng	ss	ie	ue	ow

The 15 minute session happens 2 or 3 times a day

1. 2 minutes of 'synthesis' (putting sounds together to help reading) ORAL
2. 2 minutes of 'segmentation' (starting with the whole word and breaking it up, this helps with writing and spelling) ORAL
3. 2 minutes of 'phonics' VISUAL
4. 2 minutes of 'sight vocabulary' VISUAL
5. 7 minutes of reading a big book



Demo lesson!

- Welcome to Class 3.

- Synthesis (helps us learn to read)
- Segmentation (helps us learn to spell)



ar

car	shark	jar	mark	<u>rind</u> mar
star	dart	card	start	<u>flar</u> m 
dark	park	garden	lard	bark
<u>harl</u> d 	far	lark	bar	scarf



5 letter words


<u>sarps</u>	<u>proom</u>	<u>thend</u>	<u>queep</u>	<u>flods</u>
drink	<u>strom</u>	frank	blend	craft
plump	swift	sting	print	slant
stump	fling	bring	draft	plant
blast	slept	clamp	fling	drank



4 letter words


<u>chab</u>	<u>desh</u>	<u>poil</u>	<u>stin</u>	slot
bled	frog	drum	flop	grip
scan	trot	smog	twig	glad
swim	step	clap	slip	trap
song	jump	sink	camp	left

3 letter words



<u>pib</u>	<u>vus</u>	<u>yop</u>	<u>elt</u>	<u>ect</u>
<u>osk</u>	<u>vap</u>	not	pig	kit
but	big	dog	box	rat
jog	fun	rib	hip	pan
wig	set	rob	<u>vap</u>	tap

2 letter words



ot	ig	ut	ab	ut
it	on	ox	am	at
in	it	am	on	up
on	in	if	at	on
up	on	ot	at	on

Now letters and words you have to
learn off by heart...



a	t	m	s
<u>i</u>	f	d	r
o	g	l	h
u	c	b	n
k <u>k</u>	v	e x	<i>q</i>
w	j	z p	y



The first 16 words



a	in	of	to
and	is	that	was
he	it	the	went
I	my	then	with





The next 24 words



am	are	at	come
for	had	has	have
her	his	little	me
one	out	saw	see
she	some	there	they
this	we	when	go

Winter

- Winter – the coldest season
- Ice – frozen water
- Frost – a light dusting of ice
- Icicles – frozen drips of water, which hang down
- Glistening – shining and sparkling
- Chilly – a bit cold



Big Book



Principles OR...the technical bit!



1. short focussed sessions spread through the day
2. a range of real books
3. identifying the order in which new skills are taught
4. teaching one skill at a time
5. 'Interleaved learning'...revisiting the old while learning the new
6. 'Meta cognition'...teachers and children have an understanding of why certain ways of teaching are more effective than others; children are told 'We are going to do some synthesis, this helps us learn to read'
7. Teaching to fluency is not pausing, just knowing it

Guided Reading

- Miss Townsend sharing classroom reading



Phonics



- Children are expected to be able to decode real and fake words using knowledge of combinations.
- Eg flarg and quorg and skarld and quigh and voisk and strabe.....useful stuff!

Mrs Evans

- Links to reading- games

At home

- Home reading
- Book bags
- Reading diaries



Week beg. 3.10.16

My Reading Record

Date	Book and page number	Comments
3/10	'Not Nanan' Nanan the slug with the silly shell.	Both books very well read. I was funny when he had a donut on his back.
4/10	Dragon stew	Funny when walking on the dragon and didn't know
5/10/16 5/10	On the way home.	Brilliant reading to we practiced reading with an even bigger voice! 16.
6/10	the boy who hated tooth brushes	it was funny when we didn't like tooth brushes and then we did
7/10	on the way home. Friction man	- very well read.

Tricky words, or words to practise

At home

- The importance of story time everyday
- Website links for families including phonics games

Welcome to Arbury Primary x

www.arbury.cambs.sch.uk/website/reading_with_your_child/156111#

Search... Login

Arbury Primary School

Home Information for Parents and Carers News and Events Letters Calendar Curriculum and Learning E-safety Governors

Friends of Arbury Contact Vacancies Secure Email

Curriculum and Learning

Curriculum Overview

National Expectations in English, Maths and Science

Expressive Arts

Handwriting

Maths

EducationCity

New to English

Phonics Games

Reading with your Child

Reading with your Child

In KS1 we use a scheme called ERR (Early Reading Research) to teach children how to read. It is a daily lesson which teaches children all 26 letter sounds, 40 letter combinations and 100 high frequency words. It is based on a program which teaches children how to 'synthesize' ie put sounds together to help with reading, and to 'segment' ie starting with the whole word and breaking it up to help with spelling and writing. It teaches children to 'decode' phonically (by sounding out) and also by 'whole word recognition'. We use a variety of reading scheme books including Oxford Reading Tree and Rigby Star.

[26 Letter Sounds, 100 Sight Words and 40 Letter Combinations](#)

Research proves that children who enjoy reading do better at school in all subjects

Reading together increases literacy skills and does so much more - it helps to build a strong and loving relationship with your child. And it's never too early to start reading with your child! Below are some simple ideas to make reading fun at home.

Set aside some time

Find somewhere quiet without any distractions - turn off the TV/radio/computer.


ck	th	er	ing	sh	wh	qu	ar
ea	oo	ee	ai	ch	or	ay	igh
ur	oa	au	ou	aw	ir	kn	ol
ph	ey	oy	ew	air	ear	oor	Moaning e *
zz	ff	ll	ng	ss	ie	ue	ow

* Mad becomes Made / Sit becomes Site etc


Letter Sounds	First 16 Words	Next 24 Words	Last 40 Words
a	on	today	con
m	he	at	two
t	of	for	us
s	the	had	were
i	and	have	will
f	z	by	their
d	that	me	about
r	then	out	all
e	in	see	an
g	it	some	back
l	to	they	because
h	went	we	but
u	is	has	new
c	my	has	not
b	was	little	off
n	with	thus	on
k		when	three
v		one	did
e		comes	our
p		go	put
w		there	so
j		was	get
y		she	here
x		one	into
g			either
z			over

Letters and words are in order, starting with the most commonly used in the English language.


Spring 1 Class Texts



Reception are reading Prince Cinders by Babette Cole. It links with their Once Upon A Time topic.



Year 1 are reading Violet The Pilot by Steve Breen. It links with their Flight topic.



Why read with your child?

- Many studies show that reading to babies and toddlers give them a head start in life
- Children who enjoy reading not only do better in language and literacy, but in all the different subjects too
- By consistently reading to your child every day you are teaching them to concentrate and sit still for longer periods
- Reading together encourages thirst for knowledge
- Reading together creates a bond, especially if you have been at work all day, it is a cosy, relaxing time to spend curled up together
- It is good for relaxation, takes you to other worlds, and helps with good mental health
- Physical contact (snuggling) while reading releases happy hormones

Favourites

- Please take and enjoy.

MAIN MESSAGES



- Teach letter sounds rather than names
- Read with your child every bedtime
- Ask questions about the story
- Let your child see you reading
- If you are raising your child bilingually, read in both languages
- Visit the local library and borrow books
- Borrow and share your child's class text
- Make reading a pleasure not a chore..ENJOY!

Thank you for coming.

- Any thoughts, comments or questions?