


Home Learning Ideas, June 2020

EYFS and Year 1

Name: _____

In this pack are lots of different ideas for things you can work on at home. Have a go and see how you get on!

Remember that if you have internet access, there are lots of things on eSchools for you to do. If you log into your eSchools page, you can send messages, or look at the projects and groups. You can also play games on Education City.



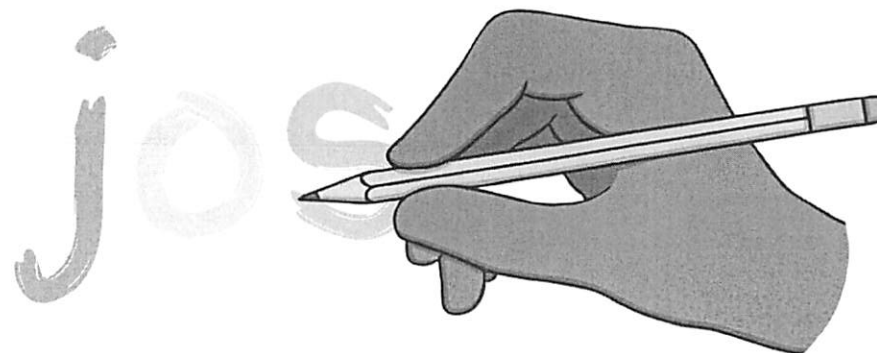
EYFS School Closure Challenge Cards

Can you draw your house? Can you label your picture?




EYFS School Closure Challenge Cards

Write your name, using a different colour for each letter.




EYFS School Closure Challenge Cards

Choose a new book to read.
Stop reading in the middle of the story.
Can you guess what will happen at the end?
Were you right?

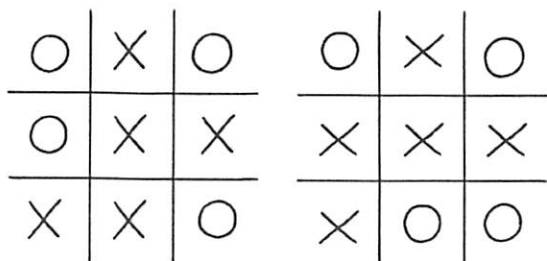


EYFS School Closure Challenge Cards

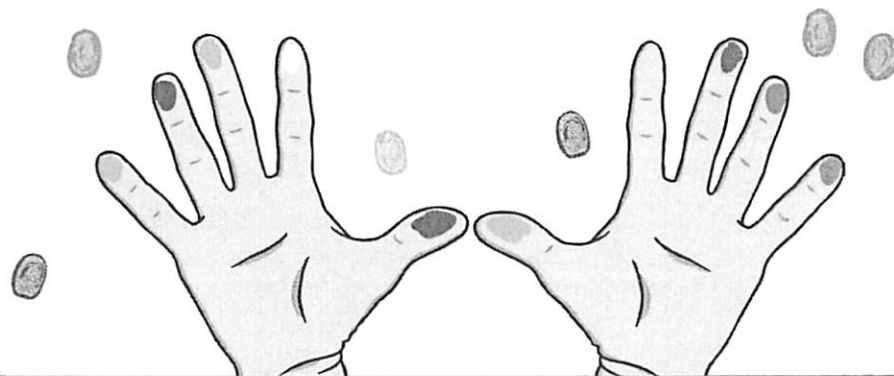
Look through a book. Can you find any words
with more than seven letters?
What is the longest word you can find?



Can you fill a grid with circles and crosses? What pattern can you make?



Can you fill a piece of paper with your fingerprints?



Wall Warm-Up

Find a wall. How many arm pushes can you do in a minute?



Animal Antics

Use your body to pretend to be different animals:

Snake: slither across the floor

Butterfly: flutter around the room

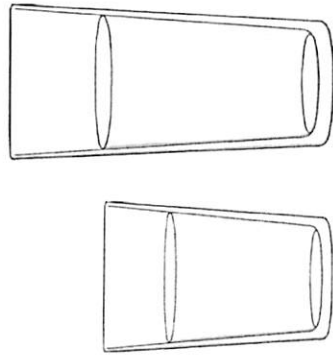
Elephant: stomp with both feet

Kangaroo: bounce around

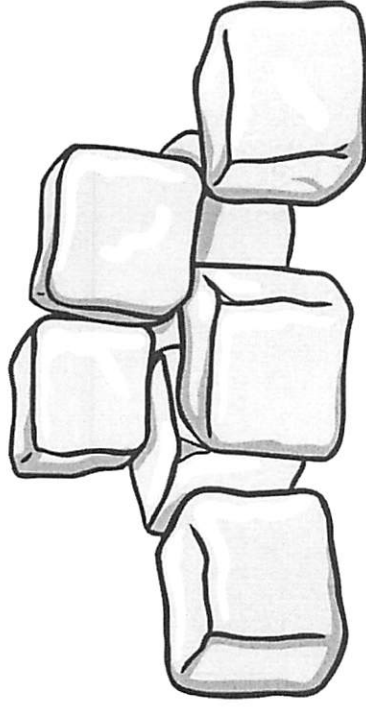
Frog: hop like a frog

Flamingo: stand still on one leg

Can you fill a cup with water? Can you fill two cups? Do they hold the same amount of water?




Look at some ice carefully. What can you see inside? Can you find a way to melt the ice?




How many times can you sing a chosen nursery rhyme in one minute?



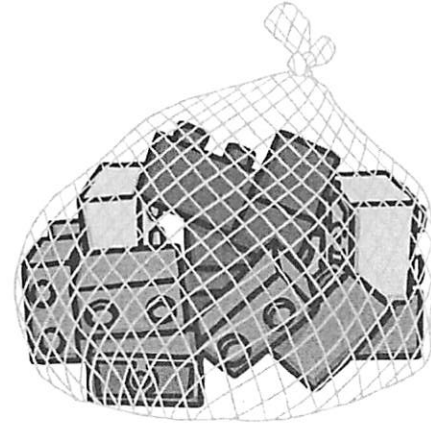
How many different ways can you time one minute?




Can you build a tower of blocks as tall as you? How can you make it balance?



Choose 20 blocks and build a model. Can you use the same blocks to build a different model?



Letter Formation Practice Sheet



A

B

C

D

E

F

G

H

I

J

K

L

M

N

O

P

Q

R

S

T

U

V

W



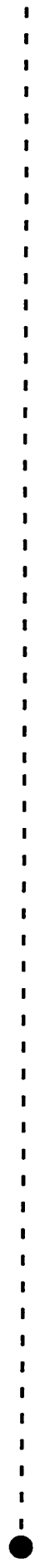
X

Y

Z

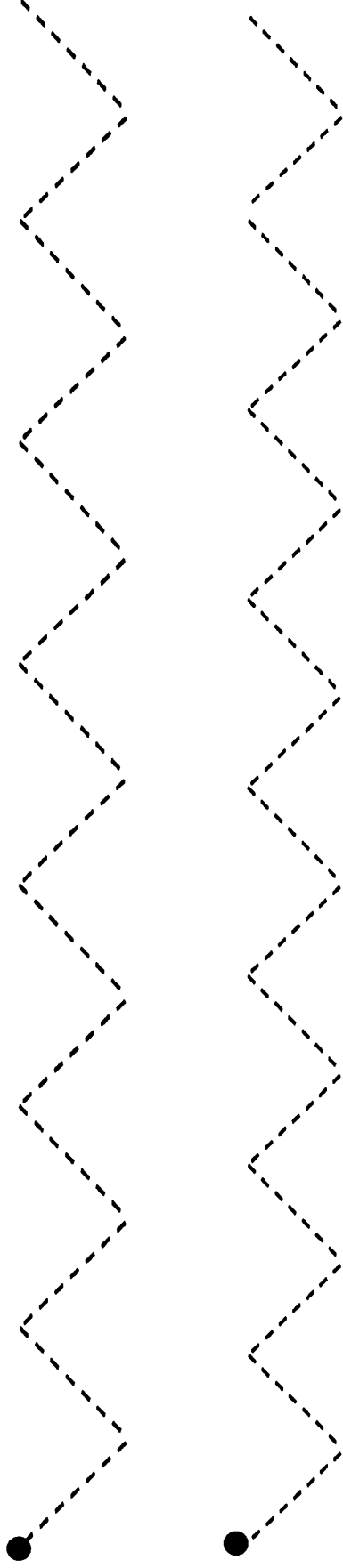

Pencil Control

Start from the dots and trace the lines from left to right.




Pencil Control 4

Trace over the dotted lines.




Pencil Control 6

Trace over the dotted lines.



Pencil Control 7

Trace over the dotted lines.



Phonics Activity Mats

Fill in the missing sounds.



_et



cra_

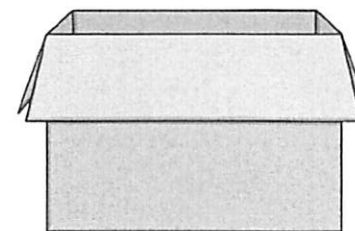
Circle the correct answer.

Has a fox got six legs?

yes

no

Circle the word that matches the picture.




bap

box


bun

Write a sentence about this picture.



Phonics Activity Mats

Fill in the missing sounds.



g _ t _ ed

Circle the picture that matches the sentence.

Jack was sitting
on a chair.



Circle the word that matches the picture.



chip

chin


coin

Write a sentence about this picture.



Phonics Activity Mats

Circle the pictures with the 'er' sound.



Circle the correct answer.

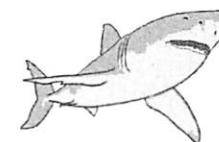
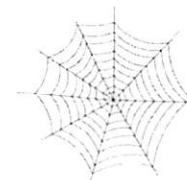
Can a duck quack?

yes

no

Circle the picture that matches the sentence.

The shark has sharp teeth.



Write a sentence about this picture.




Phonics Activity Mats

Fill in the missing sounds.



ri _




tr _


Draw a picture to match the sentence.

The bee sat on the flower.

Circle the pictures with the 'air' sound.



Write a sentence about this picture.



Phonics Activity Mats

Circle the correct answer.

Do trains run on
tracks?

yes

no

Draw a picture to match
the sentence.

The frog jumps in
the pond.

Circle the word that matches
the picture.



sheep

shed


ship

Write a sentence about this picture.



Phonics Activity Mats

Fill in the missing sounds.



__een tr__n

Circle the picture that matches the sentence.

A crab crept in the rock.



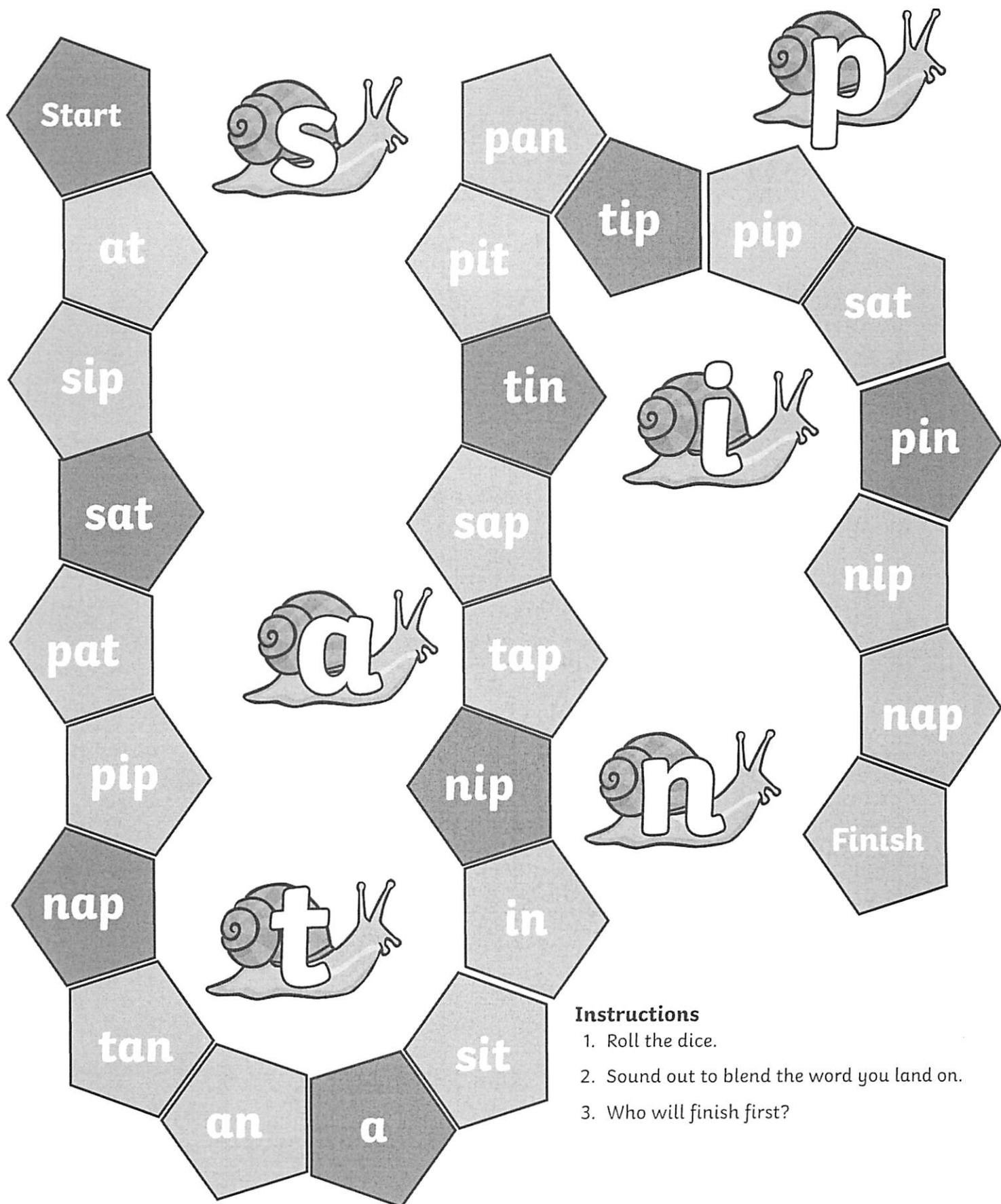
Circle the pictures with the 'ar' sound.



Write a sentence about this picture.



SATPIN Read and Race

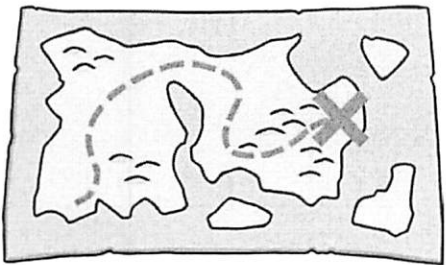
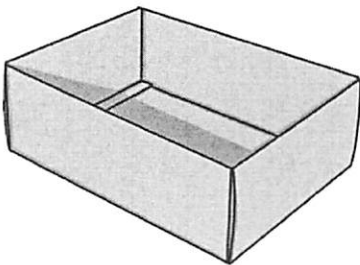

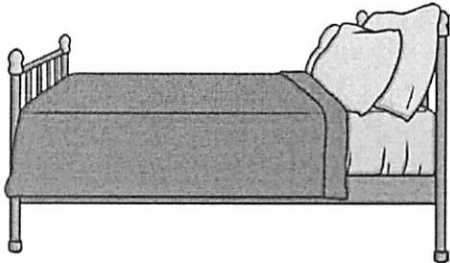


Instructions

1. Roll the dice.
2. Sound out to blend the word you land on.
3. Who will finish first?

Spelling Maze!

Directions: Cut and paste the letters to make the word for the picture in the box.

p	b	a	o	m	t
s	d	b	e	i	x

Read and Draw



Read the words and draw pictures to illustrate the words.

pan

cat

tap

Read and Draw



Read the words and draw pictures to illustrate the words.


man

dog

van

bin

CVC Writing Word Activity Sheet



Read it



Say it

dig

Write it

dig dig



Fill the space



Colour in

dig

Spell it




Cut out

d

g

i

CVC Writing Word Activity Sheet



Read it



Say it

pop

Write it

pop pop



Fill the space




Colour in

--	--	--

pop

Spell it

--	--	--



Cut out

o

p

p

2.1 simple sentences

Is that the cat's mat?

That is Pip's mat.

Pip spins then sits!

Decode and re-read the sentences. Write the sentences with capital letters, finger spaces and punctuation. Draw pictures for the sentences.

satipnck-ckehrm AIPSN th The the

2.2 simple sentences

P a t i s m a d a n d r e d .

T h e h e n h a s h i s c a p !

T h e r e d h e n s i t s i n i t .

Decode and re-read the sentences. Write the sentences with capital letters, finger spaces and punctuation. Draw pictures for the sentences.

s a t i p n c k - c k e h r m d A I P S N t h T h e t h e

2.3 simple sentences

S a m h a s a t e n t .

S a m g e t s t e n s t i c k s .

S a m h a s a c a m p !

Decode and re-read the sentences. Write the sentences with capital letters, finger spaces and punctuation. Draw pictures for the sentences.

s a t i p n c k - c k e h r m d g A I P S N t h The the

2.4 simple sentences


Can Tod dig a pit?

Tod digs and digs.


Tod got in the pit.

Picture Writing Prompts


Blank writing area with five horizontal lines for text.




Blank writing area with five horizontal lines for text.




Blank writing area with five horizontal lines.




Blank writing area with five horizontal lines.



Handwriting practice area with five horizontal lines.




Handwriting practice area with five horizontal lines.




Blank writing area with five horizontal lines.




Blank writing area with five horizontal lines.



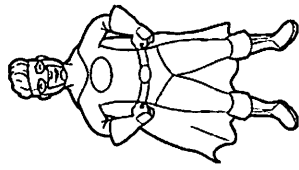
Blank writing area with five horizontal lines.



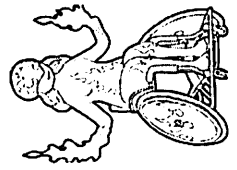
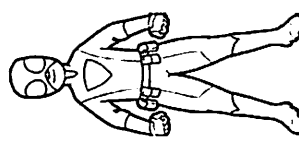
Blank writing area with five horizontal lines.



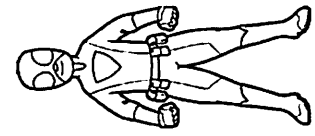
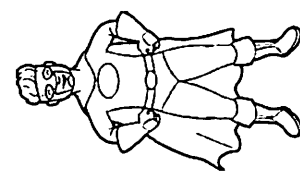
Superhero: Missing Number Activity Sheet 1-20



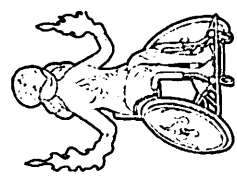
★ 1	★	★ 3	★ 4	★	★ 7	★ 8	★	★ 10
★ 11	★ 12	★	★	★ 15	★ 16	★ 18	★	★ 20



★ 1	★ 2	★	★	★ 5	★	★ 7	★	★ 9	★
★	★ 12	★ 13	★ 14	★	★ 16	★ 17	★	★ 19	★




★	★ 2	★ 3	★	★ 5	★	★ 7	★	★ 9	★ 10
★	★	★ 13	★ 14	★	★ 16	★ 17	★ 18	★ 19	★






Star Number Bonds to 10

Write the missing number to make each star equal to 10.



Number Bonds to 20


Can you find the missing number bond to make 20?




Number Bonds to 5 Adding Machine Activity

Use the adding machine to help you work out the answer to the number sentences.



$$4 + 1 = \square$$




$$2 + 3 = \square$$





$$5 + 0 = \square$$




$$3 + \square = 5$$




$$\square + 5 = 5$$




$$1 + \square = 5$$




$$3 + 2 = \square$$




$$0 + 5 = \square$$




$$1 + 4 = \square$$




$$4 + \square = 5$$



$$\square + 0 = 5$$











$$2 + \square = 5$$



One More, One Less

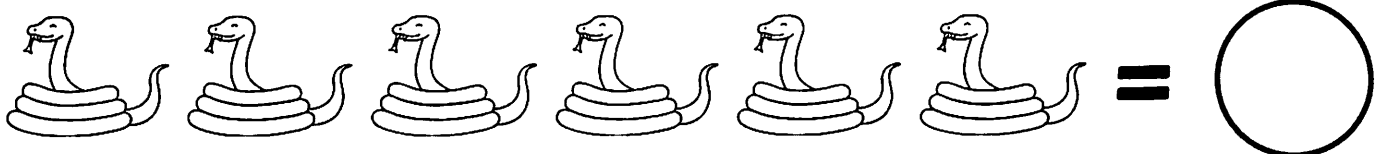
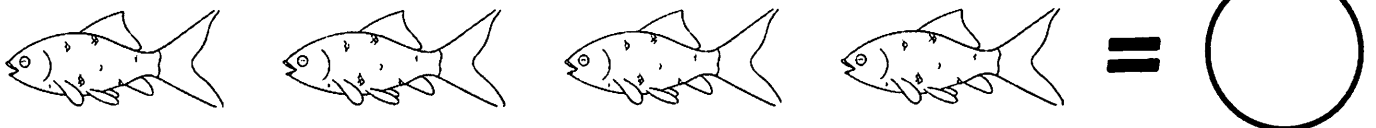



Number Writing Sheet

Write the numbers that come before and after.

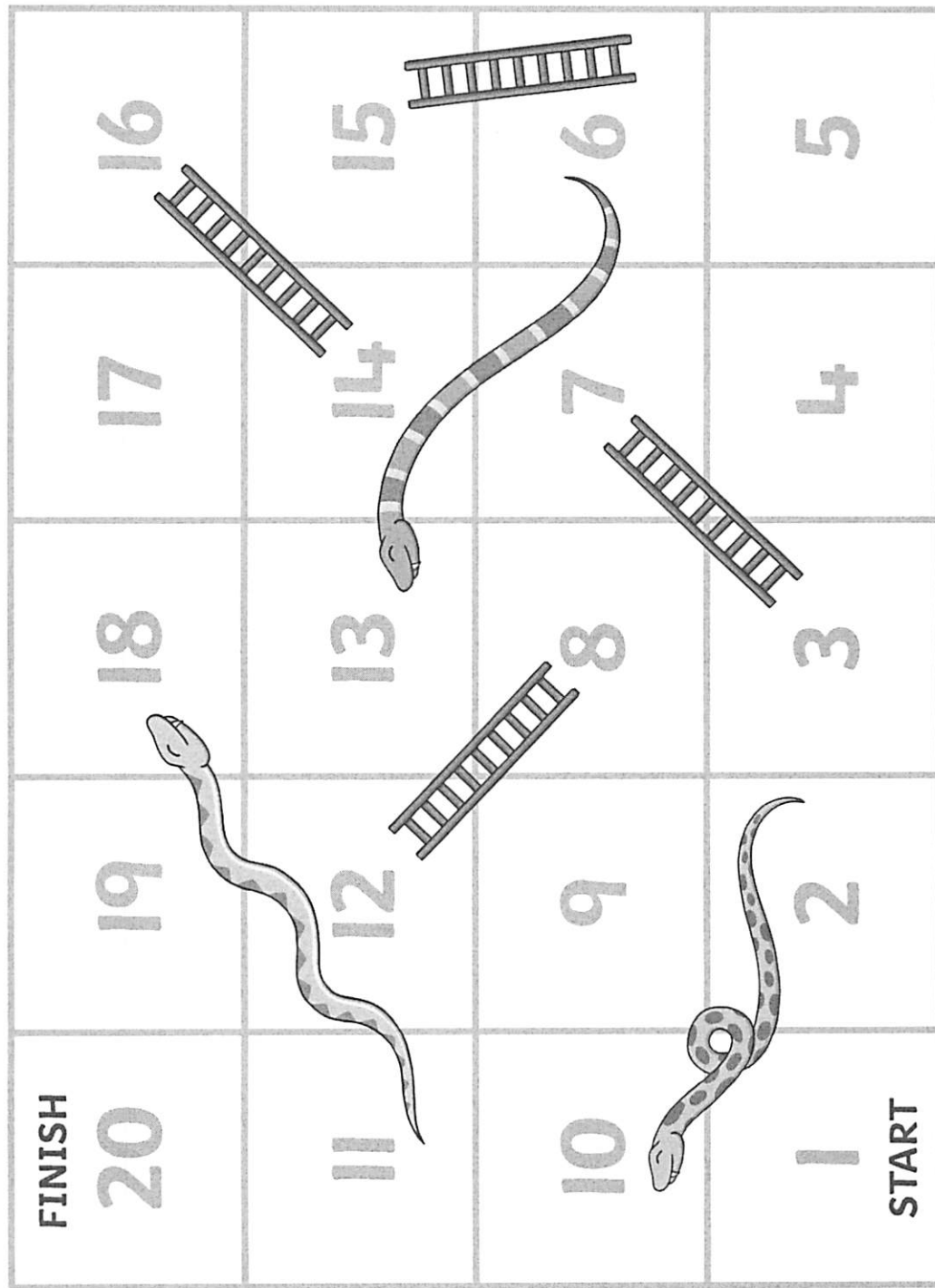


Pets Counting to 10

Write down the answers in the circles.





Snakes and Ladders



Under the Sea Counting

Write how many items there are in the circle.



Find everything imaginable at Crayola.com

© 2019 Crayola. Serpentine Design®



©Crayola

TRIASSIC Period (245 - 208 million years ago)

JURASSIC Period (208 - 145 million years ago)

CRETACEOUS Period (145 - 65 million years ago)

HERBIVORE
(Plant Eater)

DIET

SIZE
26-30 feet (8-9 m) long

Some believe the plates on a Stegosaurus back were for protection, others think they collected and dispersed heat - like on-board solar panels and air-conditioning!

FUN FACT

STEGOSAURUS
(STEG - oh - sore - us)

Stegosaurus | crayola.com

About 150 million years ago

MAKE YOUR OWN Twirly Bug

1. Print out this page. Cut out the strip of paper on the side of the page.


2. Fold the strip in half.



3. At the unfolded end, fold the top piece to the right. Flip the strip over and fold the new top piece to the right. (The other piece will now be facing left.)



4. Draw a silly bug on each side of the folded strip. Use the example as a guide.






5. Attach a paper clip at the fold at the bottom of the bug, where the first fold is. Throw your twirly bug high and watch it fly!



© 2019 Crayola. Serpentine Design®

Find everything imaginable at Crayola.com

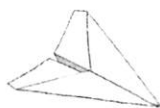




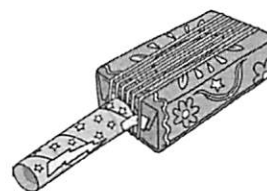
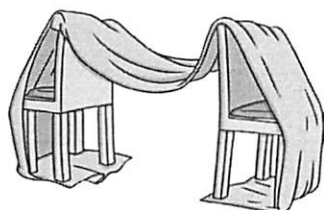
100 Fun Indoor Activity Ideas



- 1 Indoor camping - make a fort or tent out of blankets/furniture. Turn off the lights and use torches to explore. ☐
- 2 Group yoga class - take turns to lead a session. Silly poses welcome! ☐
- 3 Teach yourself a magic trick using an online tutorial/video and perform it for your family members. Can they guess how it was done? ☐
- 4 Hot seating - you or a family member can pretend to be a favourite TV/story/video game character. Encourage everyone else to 'interview' the person in the hot seat. ☐
- 5 Play board games, card games or complete a big jigsaw puzzle as a family. ☐
- 6 Learn another language. Use the Internet to learn how to say 'hello' in different languages. ☐
- 7 Write a diary entry every day as if you are an alien who is stuck living with a weird human family on Earth. What normal things have your family done today that would seem really strange to an alien? ☐
- 8 Create question cards to pick at random ask to one another, such as 'What is your earliest memory?' or 'What is your favourite colour?'. ☐
- 9 Using basic craft materials, like cardboard tubes and boxes, make a puppet show that you can perform using a torch to create shadows on the wall. ☐
- 10 Charades - act out a TV show, book, film or song for others to identify. ☐
- 11 Make a simple bird feeder to hang outside. ☐
- 12 Sort through old/unwanted clothes or material scraps and use a home sewing kit to repurpose the fabric. You could make your own teddy or cushion. ☐
- 13 Baking/cooking - can you make a snack or meal out of limited resources? ☐
- 14 Edit and improve your favourite story. Can you swap the author's adjectives for more effective words? ☐
- 15 Research happy news articles from around the world and make your own happy news bulletin, newspaper or TV show. ☐
- 16 Think of a fundraising craft you could make using basic materials. You could sell these at a later date to raise money for charity. (e.g. balloons filled with salt as 'stress balls', hand-drawn badges, keyrings) ☐
- 17 With a sibling, have a competition of who can build the tallest free-standing tower using a set number of pieces of dried spaghetti and one 30cm piece of sticky tape. ☐
- 18 Think of six games/activities you would like to do. Make a spinner using paper, a pencil and a paperclip. Whatever the spinner lands on is the activity to do first! ☐
- 19 Create your own code. Change each letter of the alphabet for a picture or symbol and write a secret, coded letter to a sibling/parent/carers. Can the recipient decode it? Can they make up their own code, too? ☐
- 20 Drawing session - spend family time creating artwork of pets, family members or favourite animals. Create your own art gallery to display your artwork. ☐
- 21 Make your own board game. Draw a simple track or path on paper and number the spaces. Use dice and small toys to play the game. ☐
- 22 Make a family tree, either just on screen/paper or go 3D! Add photos and stories about each person. ☐
- 23 Memory games - close your eyes, then someone moves something in the room. Can you tell what it is? Extra fun if you use the whole house. ☐
- 24 Treasure Hunt - can you find these items in your home? Can you make something using these items? ☐
- 25 Secret challenge - make cards with ideas of things you have to get other people to do, e.g. sing a song. Everyone chooses a card in secret. Then, you have to try to get someone to do what's on your card in the course of the day, without them knowing. ☐

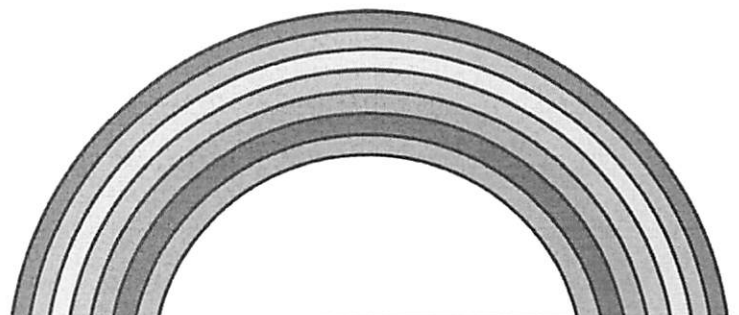


- | | | |
|----|--|--------------------------|
| 25 | Secret challenge - make cards with ideas of things you have to get other people to do, e.g. sing a song. Everyone chooses a card in secret. Then, you have to try to get someone to do what's on your card in the course of the day, without them knowing. | <input type="checkbox"/> |
| 26 | Look at weather maps online and make your own weather forecast. | <input type="checkbox"/> |
| 27 | Grow rainbow crystals using sugar and food colouring. | <input type="checkbox"/> |
| 28 | Clean coins using vinegar. Place the coins into a shallow dish and cover with vinegar. After a while, empty out the vinegar and give the coins a rinse to see how much shinier they are! | <input type="checkbox"/> |
| 29 | Put on a show for your family. You could make up a story to tell everyone, sing your favourite songs or perform a dance. | <input type="checkbox"/> |
| 30 | Home dance class - look online to find a dance routine to learn or create your own routine to a favourite song. | <input type="checkbox"/> |
| 31 | Learn semaphore or morse code and send messages. | <input type="checkbox"/> |
| 32 | Make your own simple musical instrument using empty cardboard boxes and containers. For example, you could make a guitar by stretching rubber bands over an empty box. | <input type="checkbox"/> |
| 33 | Chromatography experiment - put felt-tip dots on a piece of kitchen roll, dip it in water and watch the colours split. | <input type="checkbox"/> |
| 34 | Look at a map and plan an adventure (either one you might do later or a complete fantasy round the world trip). Research the places you would like to visit. | <input type="checkbox"/> |
| 35 | Learn origami - look online for some simple instructions to follow to make items by folding paper. | <input type="checkbox"/> |
| 36 | Put seeds or the ends of things you've eaten (such as carrot tops) into water and see if you can grow them. | <input type="checkbox"/> |
| 37 | Create an obstacle course in the house. Who can complete it the quickest? | <input type="checkbox"/> |
| 38 | Memory games - objects on a tray, take one thing away. Can you tell what has changed? | <input type="checkbox"/> |
| 39 | Taste games - have a variety of different foods available. Close your eyes and taste them one at a time. Can you guess what the food is? | <input type="checkbox"/> |
| 40 | Hide pieces of a large jigsaw puzzle around the house to find and then complete. | <input type="checkbox"/> |
| 41 | Create a scrapbook from a recent holiday using tickets, drawings, photos and your own memories of the holiday. | <input type="checkbox"/> |
| 42 | Learn how to bullet journal. | <input type="checkbox"/> |
| 43 | Learn your favourite song in sign language. | <input type="checkbox"/> |
| 44 | Research and invent the world's best paper plane through trial and improvement. | <input type="checkbox"/> |
| 45 | Make a meal or a snack that looks like something else. (e.g. a hedgehog of cocktail sticks and cheese) | <input type="checkbox"/> |
| 46 | Make a helicopter using only paper and paperclips. | <input type="checkbox"/> |
| 47 | Compete to find the most things in your house that are... (e.g. square, blue, shiny, round, soft) | <input type="checkbox"/> |
| 48 | Get three jars/boxes. Write or draw random prompts on bits of paper. For example, some animals in jar one, pieces of clothing in jar two and extra items (instruments, vehicles, tools, etc.) in jar three. Each day, take a prompt from each jar and create a drawing or story which includes all three items, e.g. a cat wearing sunglasses playing a saxophone. | <input type="checkbox"/> |
| 49 | Write an email to a friend or family member. Maybe you could attach a drawing or photo? | <input type="checkbox"/> |
| 50 | Look online to find some new songs or rhymes to learn and perform together. | <input type="checkbox"/> |





- | | | |
|----|--|--------------------------|
| 51 | Use a phone or tablet to make short stop-motion animation of toys moving across the room. | <input type="checkbox"/> |
| 52 | Have a video call with a relative. You could read them a story, show them a drawing you have done or tell them about what you've been doing. | <input type="checkbox"/> |
| 53 | Watch a TV show or video together. As you watch it, write questions to talk about afterwards. What happened in the show? | <input type="checkbox"/> |
| 54 | Make invisible ink using lemon juice and a few drops of water. Write a message on paper by dipping a paintbrush in the lemon juice mixture and write a secret message. Place the message on a radiator, near a lightbulb or in the sun to reveal the hidden message. | <input type="checkbox"/> |
| 55 | Create an old-looking treasure map or letter by using tea or coffee to stain a piece of paper. | <input type="checkbox"/> |
| 56 | Make a colourful poster to hang in your window to display to people who pass by. | <input type="checkbox"/> |
| 57 | Explore how many times you can fold a piece of paper in half before it becomes impossible. Talk about what you find out. | <input type="checkbox"/> |
| 58 | Fold strips of paper to make paper caterpillars. Can you make a family of caterpillars of different lengths? | <input type="checkbox"/> |
| 59 | Gather a selection of colourful items from around the house. Can you arrange them to look like a giant rainbow? | <input type="checkbox"/> |
| 60 | Story-writing - one person starts a story, then the next person continues it and so on until the whole story is complete. This could be just a spoken story or written down. You could draw pictures to accompany your story too. | <input type="checkbox"/> |
| 61 | Look out the window and see what creatures you can see outside. Which creature appears the most? | <input type="checkbox"/> |
| 62 | Make your own playdough or salt dough and use it to make models. | <input type="checkbox"/> |
| 63 | Teach yourself how to juggle. | <input type="checkbox"/> |
| 64 | Make a time capsule. What would you put inside a box to open in one, five or ten years time? | <input type="checkbox"/> |
| 65 | Cut out an image from a magazine or newspaper and extend it by putting it on paper and drawing around the edges to continue the picture. | <input type="checkbox"/> |
| 66 | Make a flipbook or moving picture story by drawing similar pictures onto the corners of a notebook. | <input type="checkbox"/> |
| 67 | Pretend to be a teacher - can you teach your family something you learnt at school? | <input type="checkbox"/> |
| 68 | Create some wrapping paper, a pattern or a picture by dipping cut potatoes or carrots into paint and pressing them onto paper. | <input type="checkbox"/> |
| 69 | A visit from the queen - someone pretends to be the queen and everyone responds as if they are. | <input type="checkbox"/> |
| 70 | Create a racing track using sticky tape and get out your toy cars. | <input type="checkbox"/> |
| 71 | Use a balloon to play balloon volleyball or table tennis. | <input type="checkbox"/> |
| 72 | Create characters by drawing heads, legs, shoes, arms and mismatching them. | <input type="checkbox"/> |
| 73 | Make your own doll's house using a shoebox and paper dolls. | <input type="checkbox"/> |
| 74 | Make a bowling set with empty bottles and a soft ball. | <input type="checkbox"/> |
| 75 | Put a little washing-up liquid and water on a plate and mix in the centre. Put straws onto the plate and see who can blow the biggest bubble. | <input type="checkbox"/> |



- | | | |
|-----|---|--------------------------|
| 76 | Create a touch and feel box. Put an object in a box with a hand-sized hole. Can you guess what is inside the box just by feeling it? Challenge your family to have a turn too. | <input type="checkbox"/> |
| 77 | Play indoor basketball using a bin and a rolled up pair of socks. | <input type="checkbox"/> |
| 78 | Create a family podcast. | <input type="checkbox"/> |
| 79 | Make up new lyrics to a familiar tune - even better if you can make it rhyme! Your song could be about your family or your favourite hobby. | <input type="checkbox"/> |
| 80 | Read the end of a book. Imagine the beginning and middle to make up your own story. | <input type="checkbox"/> |
| 81 | Make your own slime following an online recipe. | <input type="checkbox"/> |
| 82 | Hang several balloons from the ceiling using string. Use different colours or draw shapes onto them with a permanent marker. Call out colours or shapes and have a race to hit the hanging balloon first. | <input type="checkbox"/> |
| 83 | Make your own snap game of by drawing matching cards of things that interest you (monsters, card, food, etc.). | <input type="checkbox"/> |
| 84 | Guess who - think of a person. Give clues or let the other person ask questions to guess who it is. | <input type="checkbox"/> |
| 85 | Play a game of 'What does it mean?' - give your child a tricky word, e.g. an unusual animal name. Give them a brief as if they are charged with investigating - we need to find out what this word means. Can they research the animal/word in books or online? They could present their findings in pictures, writing or maybe in a PowerPoint presentation. | <input type="checkbox"/> |
| 86 | Guess the animal - without making any noises, act like an animal for others to identify. Can you act like an elephant, a penguin or a cat? | <input type="checkbox"/> |
| 87 | Make a target throwing game - provide an empty cardboard box and sponges to throw into it. Try standing further away - can you still throw the sponges into the box? | <input type="checkbox"/> |
| 88 | Make a writing tray from glitter or sand and practise writing letters with your fingers. | <input type="checkbox"/> |
| 89 | Cut different size and shape holes in a tarpaulin and label with different scores. Hang the sheet vertically and score points by throwing a sponge through the holes. | <input type="checkbox"/> |
| 90 | Fashion shoot - dress your family members up and take photos. | <input type="checkbox"/> |
| 91 | Have a cinema day at home! Make some popcorn and watch a favourite film together. | <input type="checkbox"/> |
| 92 | Play hide-and-seek. You could even hide a toy and say 'warmer' or 'colder' as others get near to or further away from the hidden toy. | <input type="checkbox"/> |
| 93 | Make a house, car or bed for a soft toy using empty packaging or building bricks. | <input type="checkbox"/> |
| 94 | Cut some shapes out of paper and arrange them to create pictures and patterns. | <input type="checkbox"/> |
| 95 | Make your own jigsaw puzzles out of old greetings cards or pictures from magazines. Cut the pictures into large pieces and put them in an envelope as a puzzle to complete. | <input type="checkbox"/> |
| 96 | Make a picture frame for a favourite piece of artwork. Cut the side off of a cardboard box and cut out a shape from the middle. Decorate your frame using materials of your choice. | <input type="checkbox"/> |
| 97 | Building brick cities - use building bricks to recreate the city/town/village that you live in. | <input type="checkbox"/> |
| 98 | Use an online recipe or recipe book to bake some treats for everyone. | <input type="checkbox"/> |
| 99 | Make some popcorn. Use straws to blow the pieces along the table. Add obstacles for popcorn Olympics! | <input type="checkbox"/> |
| 100 | Set up a photo booth and take selfies. Try making funny faces or make props out of paper to use in the photos. | <input type="checkbox"/> |

