



Zip wallets – A4 Carlton Way,
Cambridge, CB4 2DE

School Telephone: 01223 359568

Email: office@arbury.cambs.sch.uk

Home Learning Ideas, July 2020

EYFS and Year 1

Name: _____


In this pack are lots of different ideas for things you can work on at home. Have a go and see how you get on!

Remember that if you have internet access, there are lots of things on eSchools for you to do. If you log into your eSchools page, you can send messages, or look at the projects and groups. You can also play games on Education City.





**Write a letter to
your favourite
book character.**



Classroom
secrets*

Discuss the child's favourite book character. Provide materials for letter writing. Encourage the use of full stops and capital letters to complete each sentence.



**Find different
jugs and cups.**




**Use these to
make different
potions.**

Classroom
secrets*

Encourage children to compare the sizes of different jugs and cups. Ask children to describe the capacity of each jug, using language such as *full*, *half full* and *empty*.



**Make a cake
with an adult.**



**What did you
do?**

Classroom
secrets*

Encourage the use of time related language, for example: *first*, *then* *next*. When tasting, talk about the smell, taste and texture.

123

Find pairs of items in your house.



Classroom secrets★

Encourage children to find different pairs of objects. Discuss what the word 'pair' means. Children to count the pairs in 2s to find the total.



Find different packets of food. Which one is the heaviest?



Classroom secrets★

Children to find full packets of food and read the weight measurement displayed. Compare the weight using language such as *heavier, lighter, less and more*.



Go on a number hunt.




How many numbers can you find?

Classroom secrets★

Children to explore the house and record the different numbers they can see. Encourage the children to compare, order or sort the different numbers.



Find 5 toys.



Put them in height order.



Encourage children to use language to compare the height, e.g. *taller than*, *shorter than*. Toys can be ordered from shortest to tallest or tallest to shortest.



Go on a 3D shape hunt.



What shapes can you find?



Discuss 3D shapes. Encourage children to name the shapes they have found. *Sphere, cube, cuboid, cone, cylinder*. Can they sort the shapes?



Roll a dice.



Show the number in different ways.



Children to roll a dice to generate a number. Encourage children to find different objects around the house to represent the number, e.g. 4 spoons, 4 shoes, 4 buttons.

123

How many star jumps can you do in 30 seconds?



Can you beat your record?

Classroom secrets★

Talk about how long 30 seconds is. *Did it feel a long time? Can you count your own jumps? How many more/less jumps did you do?*



Write instructions on how to play your favourite game.



Classroom secrets★

Talk about how instructions are different to stories (comparing to recipes, etc). Encourage the use of full stops and capital letters to complete each sentence.



Make up a song about the weather today.


















Classroom secrets★

Look outside the window and discuss what the weather is like. List some words to describe the weather. Can they make their song rhyme?




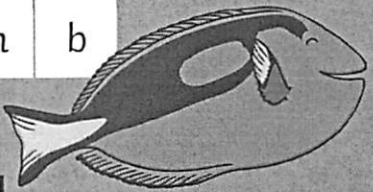




Outdoor English Challenges for KS1 children

How many challenges can you complete? Tick them off as you go.

<p>Spotting Game</p> <p>Make a list of things to find out on a walk or in the garden (e.g. a tree, a bird, a petal, something 'yellow', something that starts with every letter of the alphabet (A-Z), a snail, a leaf etc.). <i>You could take photos and create your own spotters' guide!</i></p> <div style="text-align: right;"><input type="checkbox"/></div>	<p>I Spy</p> <p>Choose an object and use the phrase I spy with my little eye, something beginning with the letter ... <i>See how many guesses it takes for someone to find out what you've chosen!</i></p> <div style="text-align: center;"></div> <div style="text-align: right;"><input type="checkbox"/></div>	<p>Twenty Questions</p> <p>Play with someone else! Think of something and then the other person has to ask up to 20 questions to guess what it is.</p> <p><i>You could choose from different categories like an animal, a vegetable or fruit or something that moves!</i></p> <div style="text-align: right;"><input type="checkbox"/></div>	<p>Den Building</p> <p>Create a den so that you can do some reading outside. Think about keeping warm and dry! Once the den is made, sit back, relax and read!</p> <div style="text-align: center;"></div> <div style="text-align: right;"><input type="checkbox"/></div>	<p>Treasure Hunt</p> <p>Collect some items from outside (e.g. a shell, a flower or a pebble). Create an exhibition by writing a label and a caption for each item. (e.g. This is a ... It is ...)</p> <div style="text-align: center;"></div> <div style="text-align: right;"><input type="checkbox"/></div>
<p>Cloud Busting</p> <p>Lie on your back or look up at the sky. If you can see a cloud, what do you think it is? Could it be an animal, a person, a vehicle? Describe what it looks like.</p> <div style="text-align: center;"></div> <div style="text-align: right;"><input type="checkbox"/></div>	<p>Poetree</p> <p>Use your senses to explore the trunk, branches, buds and/or leaves of a tree. Create a poem or short piece of descriptive writing about it.</p> <div style="text-align: center;"></div> <div style="text-align: right;"><input type="checkbox"/></div>	<p>Garden Potions</p> <p>Put some water in a container or small bucket. Create your own fantastic potion, adding any natural objects you can find. Write a list of what you used to make your potion!</p> <div style="text-align: center;"></div> <div style="text-align: right;"><input type="checkbox"/></div>	<p>Window Watch</p> <p>How many things can you see out of the window that start with ...</p> <div style="display: flex; flex-wrap: wrap; justify-content: space-around;"> <div style="border: 1px solid black; padding: 5px; margin: 5px;">G</div> <div style="border: 1px solid black; padding: 5px; margin: 5px;">D</div> <div style="border: 1px solid black; padding: 5px; margin: 5px;">C</div> <div style="border: 1px solid black; padding: 5px; margin: 5px;">T</div> <div style="border: 1px solid black; padding: 5px; margin: 5px;">B</div> <div style="border: 1px solid black; padding: 5px; margin: 5px;">S</div> </div> <div style="text-align: center;"></div> <div style="text-align: right;"><input type="checkbox"/></div>	<p>Mini Me</p> <p>Imagine you have been shrunk down to the size of a ladybird.</p> <div style="text-align: center;"></div> <p>Write a story about going on an outdoor adventure. Maybe you'll find a lost toy or get chased by a spider or a bee!</p> <div style="text-align: right;"><input type="checkbox"/></div>

<p>Mud Cakes</p> <p>Make a mud cake and say the rhyme ... Pat a cake, pat a cake, Bakers Man, Bake me a cake as fast as you can. Pat it and prick it and mark it with '?' (insert first letter of the name) And put it in the oven for 'name' and me!</p>	<p>Small World</p> <p>Collect a range of natural materials (e.g. twigs, moss, fir cones, acorns) and make a tiny world for toys, action figures or animals. What about a ...</p> <ul style="list-style-type: none"> • stick fort • farm or zoo • fairy house 	<p>Outdoor Dining</p> <p>Research an outdoor food recipe - something that could be cooked on a barbeque/campfire, or something that could be prepared for a picnic.</p> <p>With the help of an adult, prepare it and then eat it outside!</p> 	<p>Obstacle Course</p> <p>Create an obstacle course with objects that have to be avoided (e.g. plants, bushes, footballs). One person walks the course while blindfolded, whilst they given instructions and are guided around the obstacles by someone else (e.g. left, right, stop, take one step back).</p>	<p>Silent Movie</p> <p>Create a short, silent video (e.g. in the garden, on my walk, my favourite things to do outdoors).</p> <p>Write 10–20 words to describe the recording. Then you could always record a voiceover!</p> 
<p>Bug Bonanza</p> <p>Go outside and see which minibeasts you can find crawling about. Make a mini book by folding up paper - draw a picture and then write something about each creature that you find.</p> 	<p>Sound Walk</p> <p>Create a map of places and stop and listen – record on paper all the sounds that can be heard. Note down the sounds using a combination of written descriptions and pictures.</p> 	<p>Give me five!</p> <p>Using a natural object (e.g. a leaf, rock or flower) come up with a short story about its imagined life. <i>Once upon a time there was a leaf who lived on the highest branch of a tree. All of a sudden, a gust of wind blew the leaf...</i></p>	<p>Wild Weaving</p> <p>Tie string or wool to the base of a forked stick and wind it up and round. Find natural materials to weave through the loom. Write instructions on how to make a forked stick loom.</p> 	<p>Nature Collage</p> <p>Research the artwork of environmental artists, such as Andy Goldsworthy. Using natural materials, make your own shapes and patterns to create designs.</p> 

Under the Sea



a	k	e	o	c	r	a	b	b	s
n	e	h	z	f	j	q	q	w	e
s	h	e	l	l	a	f	e	s	a
v	j	e	l	l	y	f	i	s	h
w	l	i	x	l	q	a	w	h	o
a	n	c	h	o	r	e	q	a	r
r	o	c	k	f	e	c	e	r	s
r	a	s	w	d	i	v	e	k	e
n	j	z	v	d	a	s	y	q	a
o	c	t	o	p	u	s	h	m	b

fish	seahorse
shell	jellyfish
crab	dive
anchor	rock
octopus	shark

A biscuit runs away and is chased by lots of people and animals. He tries to cross over a river with the help of a sneaky fox.

Name that story!




(Answer: The Gingerbread Man)

twinkl.com

Some hungry goats want some grass to eat and decide to cross over a little bridge.

Name that story!



(Answer: The Three Billy Goats Gruff)

twinkl.com

A little girl visits her grandma - who looks rather different. She seems to have furry ears, big eyes and a long nose!

Name that story!



(Answer: Little Red Riding Hood)

twinkl.com

When some pigs leave home, they decide to build their own houses but a wolf pays them a visit!

Name that story!



(Answer: The Three Little Pigs)

twinkl.com

A naughty little girl goes into a cottage she finds in the woods. She eats some food, breaks a chair and goes to sleep in a little bed, but soon the home owners come back!

Name that story!



(Answer: Goldilocks and the Three Bears)

A girl leaves a prince's palace at midnight but dropped a glass slipper

Name that story!



(Answer: Cinderella)

A little boy grows an enormous beanstalk, finds a giant's castle and a rather special goose.


Name that story!



(Answer: Jack and the Beanstalk)

A little girl is given a special cooking pot – it makes lots and lots of porridge!


Name that story!



(Answer: The Magic Porridge Pot)

A man grows an enormous vegetable but needs lots of help to pull it up!

Name that story!



(Answer: The Enormous Turnip)

twinkl.com

A man plays a magic flute and rats and children follow him.

Name that story!




(Answer: The Pied Piper)

twinkl.com

A boy finds a magical lamp with a magical genie inside!

Name that story!




(Answer: Aladdin)

twinkl.com

A witch puts a spell on a boy and turns him into a beast. He lives in a castle and falls in love with a beautiful girl.

Name that story!




(Answer: Beauty and the Beast)

twinkl.com

A little hen plants and grows some wheat, grinds some flour and makes a loaf of bread without any help from the other animals until it is time for the bread to be eaten!

Name that story!



(Answer: The Little Red Hen)

twinkl.com

A fairy brings a toy boy puppet to life but strange things happen when the little boy lies.

Name that story!




(Answer: Pinocchio)

twinkl.com

A witch locks a girl in a tall tower. The girl's hair grows longer and longer and a prince comes to visit the girl.

Name that story!




(Answer: Rapunzel)

twinkl.com

A mean fairy turns a prince into a frog! The frog lives in a well and one day returns a lost golden ball back to a princess.

Name that story!



(Answer: The Frog Prince)

twinkl.com

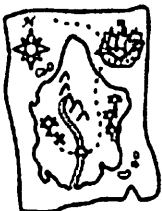







Name _____

Directions Color or dab the missing vowel



What's in the Middle?



 m__p a o i	 b__g o a u	 h__n o e a
 d__g e a i	 h__p a o i	 n__p a e o
 w__t o e i	 h__t i e a	 d__g a i o


Name: _____

CVC Pictures

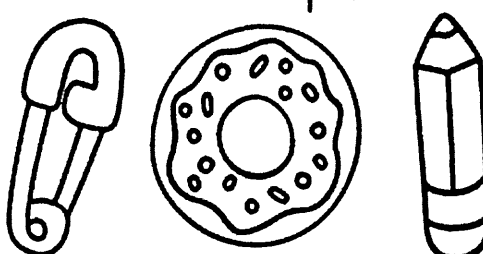
Read the sentence and color the matching picture.




I see a cup.



I see a pin.



I see a rat.




I see a jet.




I see a mop.



I see a cap.




I see a sun.



I see a zip.



f,ff,l,ll,ss Read and Race



Instructions

1. Roll the dice.
2. Sound out to blend the word you land on.
3. Who will finish first?

Letter Formation Practice Sheet

Letter 't' formation guide: A large lowercase 't' is shown with a starting dot and an arrow pointing down for the stem. A smaller lowercase 't' is shown with a starting dot and an arrow pointing down for the stem, and a second starting dot with an arrow pointing right for the crossbar.

Letter 't' formation guide: A large lowercase 't' is shown with a starting dot and an arrow pointing down for the stem. A smaller lowercase 't' is shown with a starting dot and an arrow pointing down for the stem, and a second starting dot with an arrow pointing right for the crossbar.

Letter 't' formation guide: A large lowercase 't' is shown with a starting dot and an arrow pointing down for the stem. A smaller lowercase 't' is shown with a starting dot and an arrow pointing down for the stem, and a second starting dot with an arrow pointing right for the crossbar.

A

B

C

D

E

F

G

H

I

J

K

L

M

N

O

P

Q

R

S

T

U

V


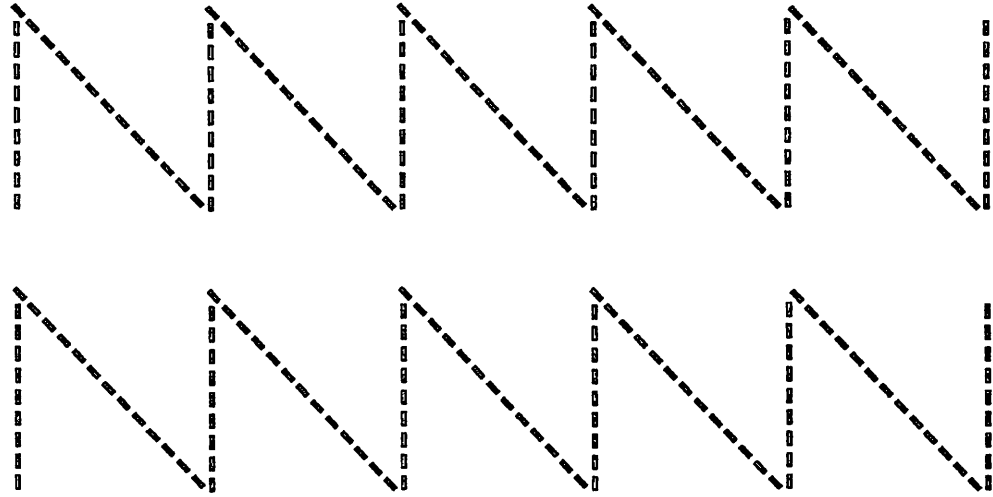
W

X

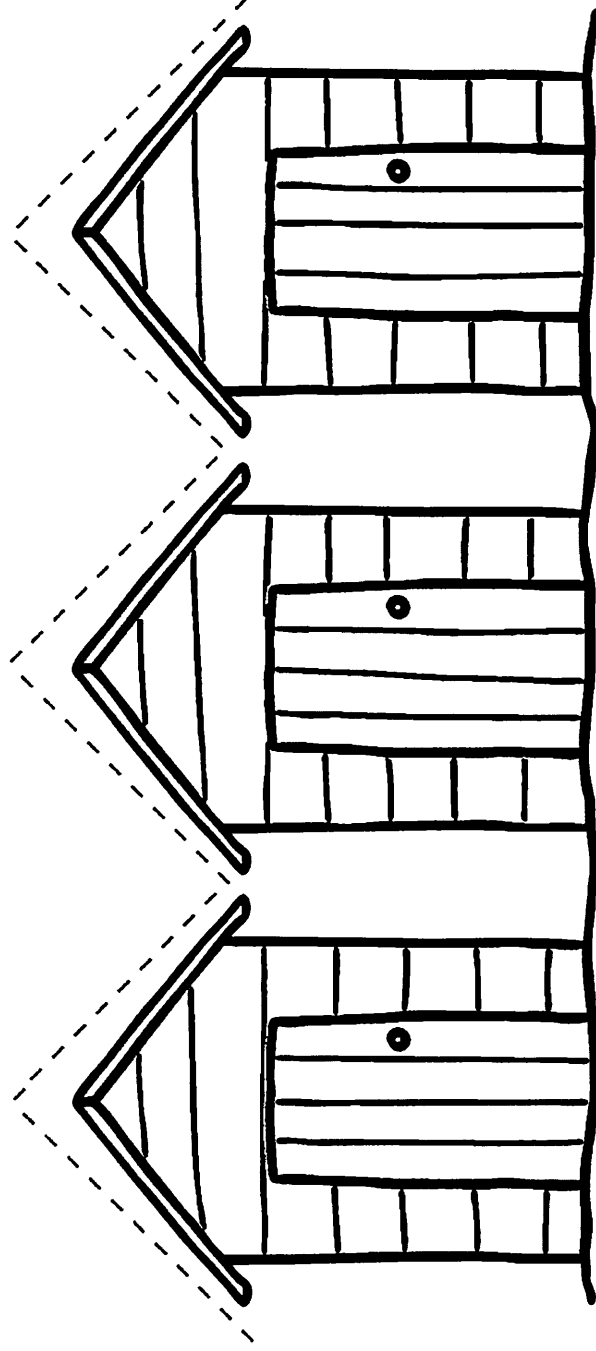
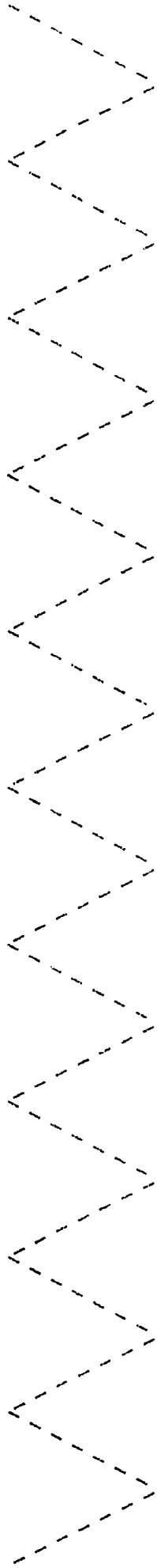
Y

Z


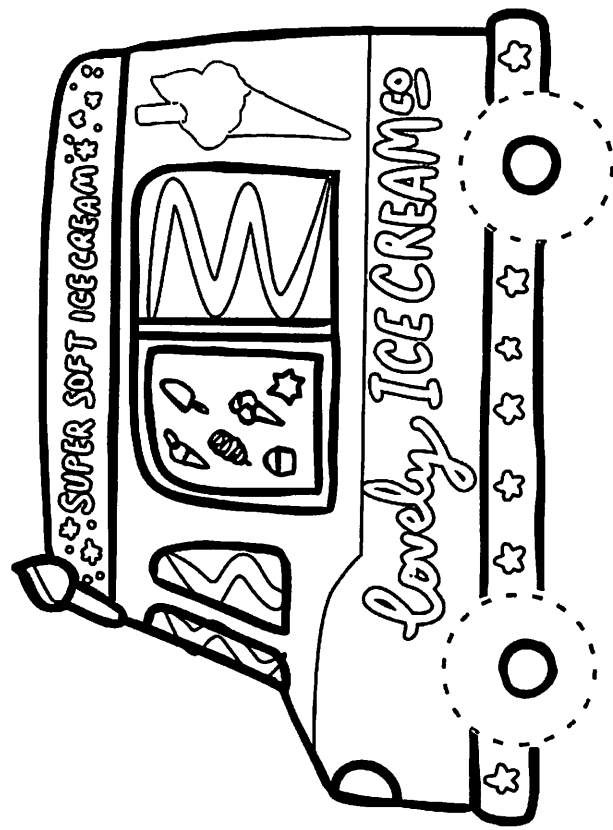
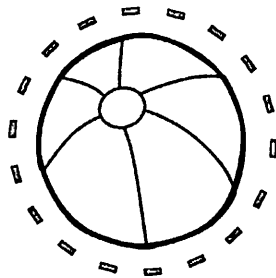
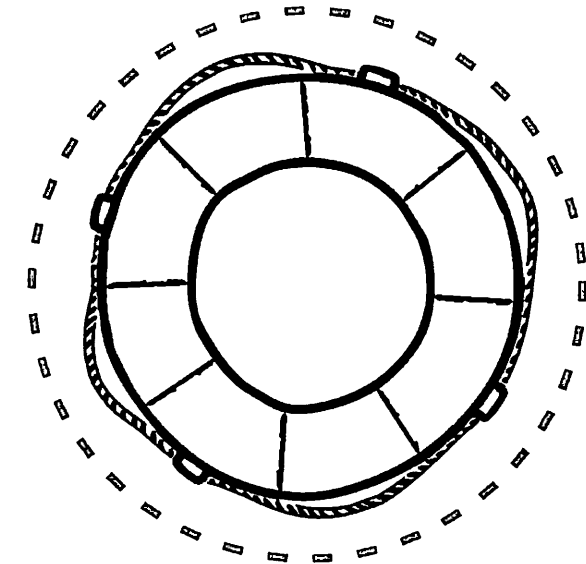
Pencil Control Worksheet- Trace the dotted lines as neatly as you can.




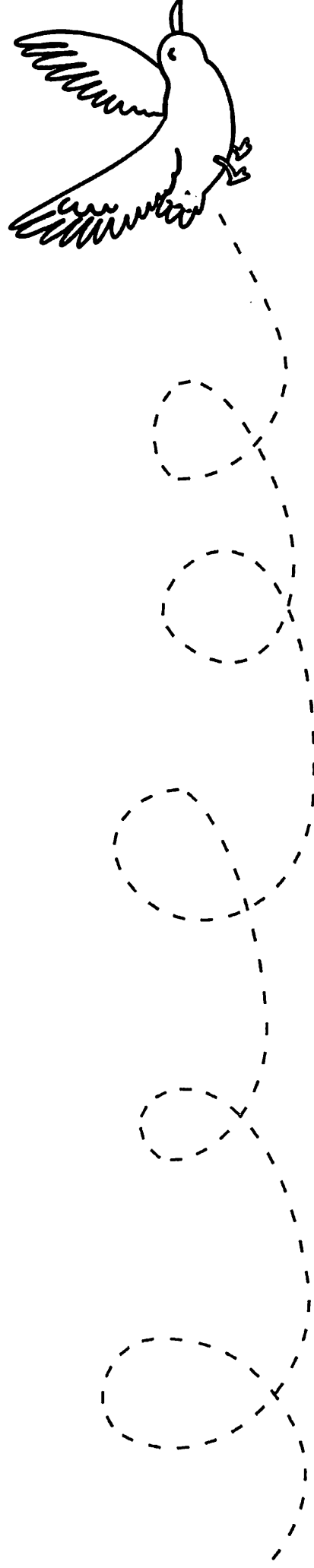
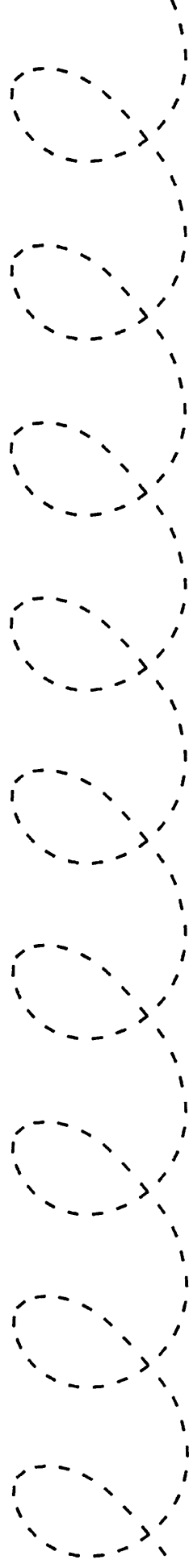
Pencil Control Worksheet- Trace the dotted lines as neatly as you can.



Pencil Control Worksheet- Trace the dotted lines as neatly as you can.



Pencil Control Worksheet- Trace the dotted lines as neatly as you can.



the

a

do

to

today

of

said

says

are

were

was

is

his

has

I

you

your

they

be

he

me

she

we

no

go

so

by

my

here

there

where

love


come

some


one

once


Where is this train going?




How did this duck get this hat?



**What would you do if your
favourite toy came to life?**

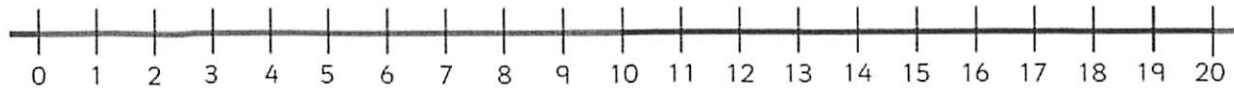


**What would you do if you
had a pet dragon?**


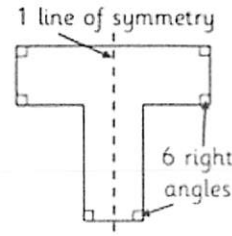
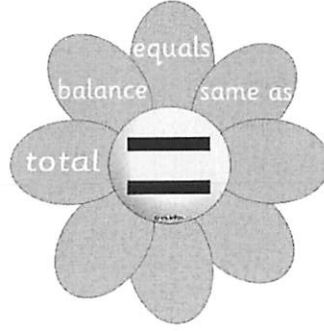
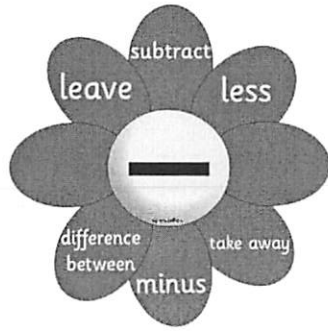


**If you could have any fantasy pet,
what would it be and why?**





KS1 Maths Mat



1	2	3	4	5	6	7	8	9	10
11	12	13	14	15	16	17	18	19	20
21	22	23	24	25	26	27	28	29	30
31	32	33	34	35	36	37	38	39	40
41	42	43	44	45	46	47	48	49	50
51	52	53	54	55	56	57	58	59	60
61	62	63	64	65	66	67	68	69	70
71	72	73	74	75	76	77	78	79	80
81	82	83	84	85	86	87	88	89	90
91	92	93	94	95	96	97	98	99	100

